

NOTES:

1. CONTRACTOR SHALL REFER TO THE ARCHITECTURAL PLANS FOR THE EXACT LOCATION OF UTILITY ENTRANCES, BUILDING DIMENSION, ROOF LEADERS, EXIT DOORS, EXIT RAMPS, AND PORCHES.
2. ALL DIMENSIONS ARE TO BUILDING FACE, FACE OF CURB OR EDGE OF SIDEWALK UNLESS NOTED OTHERWISE.
3. CONTRACTOR SHALL PROVIDE ALL LABOR AND MATERIALS FOR THE INSTALLATION OF TRAFFIC SIGNAGE AND PAVEMENT MARKINGS AS SHOWN ON THE CONSTRUCTION PLANS.
4. ALL STRIPING SHALL MATCH EXISTING WIDTH, TYPE, AND COLOR, UNLESS NOTED OTHERWISE.
5. EXISTING ADA PARKING SIGNAGE TO BE REUSED AND PLACED IN PROPOSED LOCATIONS.

SITE PLAN LEGEND:

- PROPOSED BOLLARD
- ♿ PROPOSED ADA PARKING SYMBOL - MATCH EXISTING
- ▨ PROPOSED CONCRETE WALK
- ▩ PROPOSED STAMPED CONCRETE PAVEMENT
- ▧ PROPOSED CONCRETE DRIVE
- ▲ PROPOSED SIGN
- PROPOSED CONCRETE PARKING BLOCK

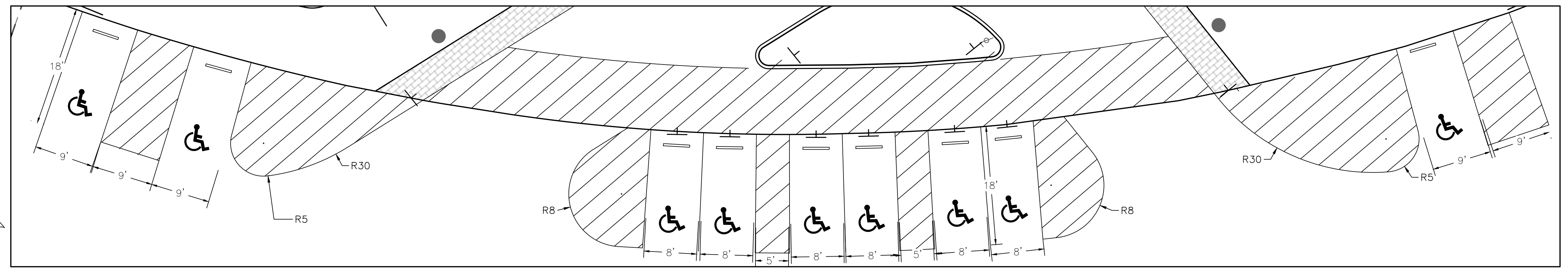
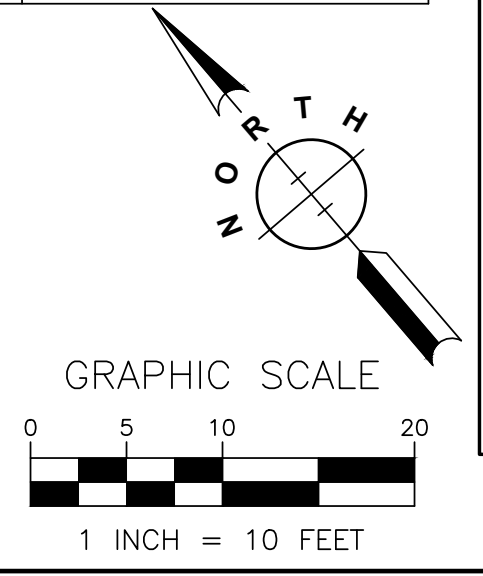
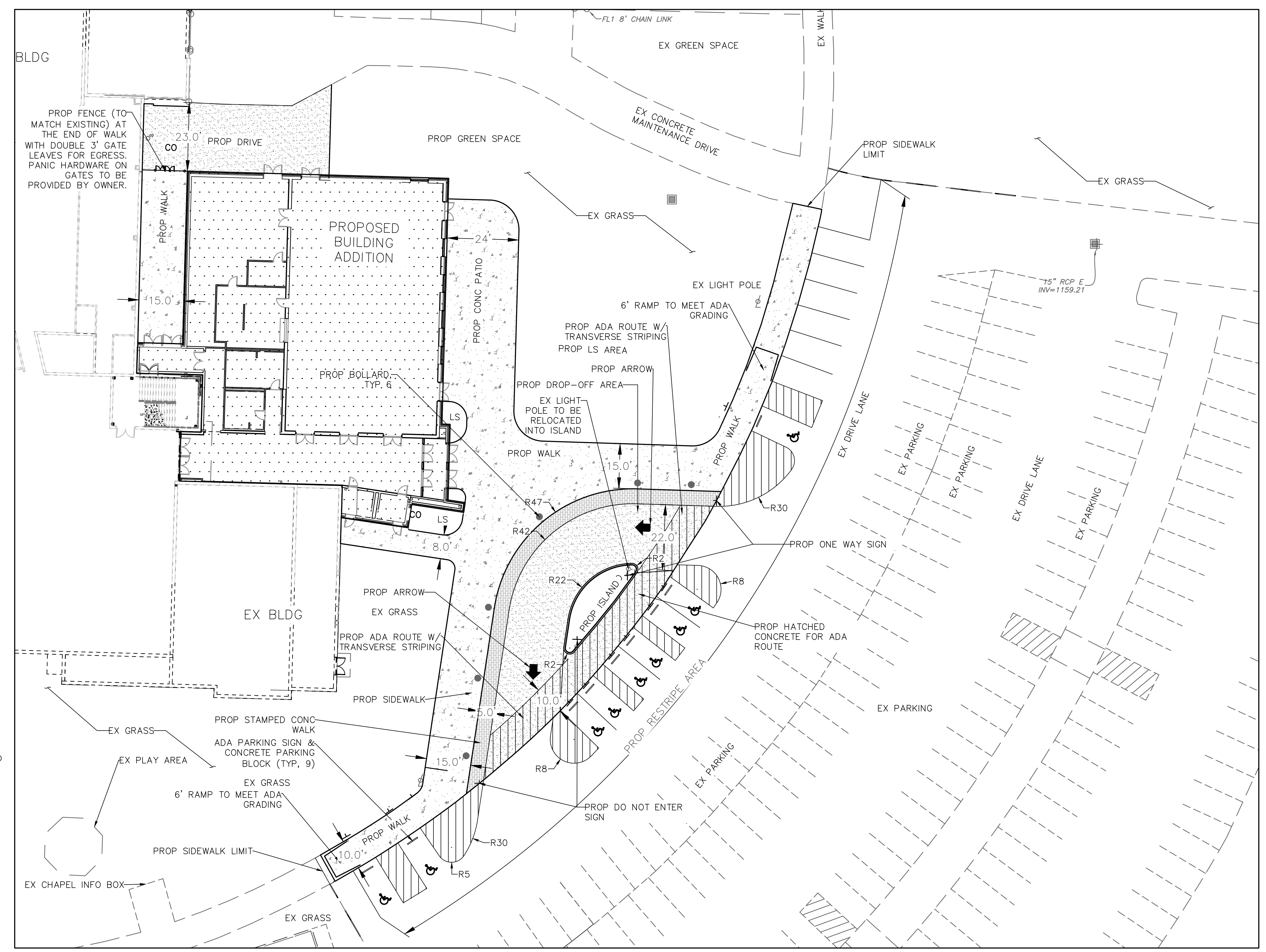
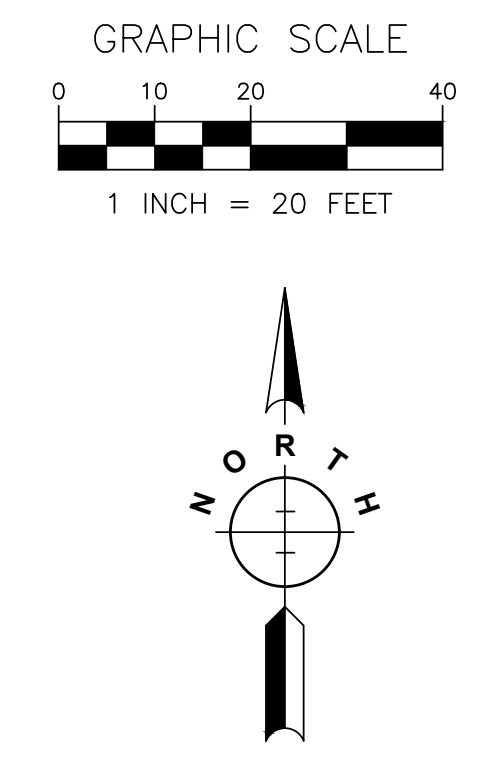
PARKING CALCULATION

EXISTING FRONT ROW PARKING	
SIZE	SPACES PROVIDED
9' X 18'	20
A.D.A. SPACES (8' X 18')	9
TOTAL SPACES PROVIDED	29

PROPOSED FRONT ROW PARKING	
SIZE	SPACES PROVIDED
9' X 18'	7
A.D.A. SPACES (8' X 18')	9
TOTAL SPACES PROVIDED	16
TOTAL SPACES LOST	13

EXISTING TOTAL PARKING	
SIZE	SPACES PROVIDED
9' X 18'	1,270
A.D.A. SPACES (8' X 18')	50
TOTAL SPACES PROVIDED	1,320

PROPOSED FRONT ROW PARKING	
SIZE	SPACES PROVIDED
9' X 18'	1,257
A.D.A. SPACES (8' X 18')	50
TOTAL SPACES PROVIDED	1,307
TOTAL SPACES LOST	13



PARKING DETAIL